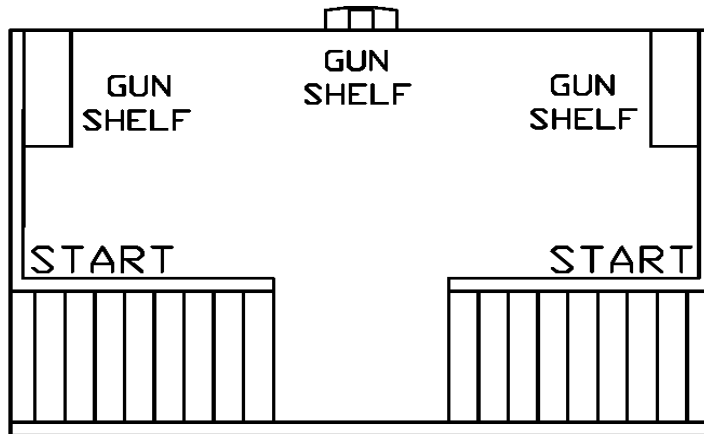
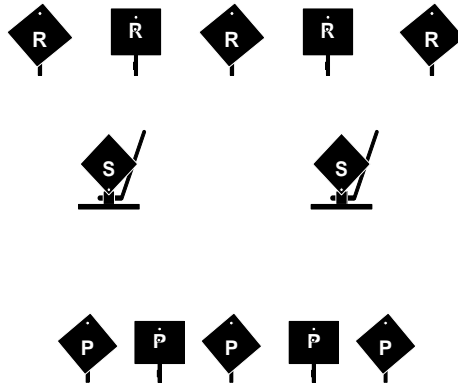


**Stage #1 GALLOWS**  
**STAGE SPONSORED BY:**



**3403 SW 6th Ave.**  
**Amarillo, TX 79106**

**PHONE: 806-342-0000**  
**www.longhunt.com**



## **Stage #1** **GALLOWS**

Nolan Sackett was caught while throwing a running brand on a couple of head of cattle and is about to be hanged by the NH Connected cowboys. Nolan shouts “Not my day to hang!” and grabs a pistol off the cowhand getting the noose ready.

**Ammo:** 10 Pistol, 10 Rifle, 2+ Shotgun.

**BEGIN** standing at either trip handle with both hands on the handle. Pistols loaded with 5 rounds each are staged on center gun shelf. The shotgun is staged in either right or left gun box (butt fully inside box). The rifle, loaded with 10 rounds, staged in the opposite gun box from shotgun (butt fully in box).

**LINE:**           **“Not my day to hang!”**

### **At the Buzzer:**

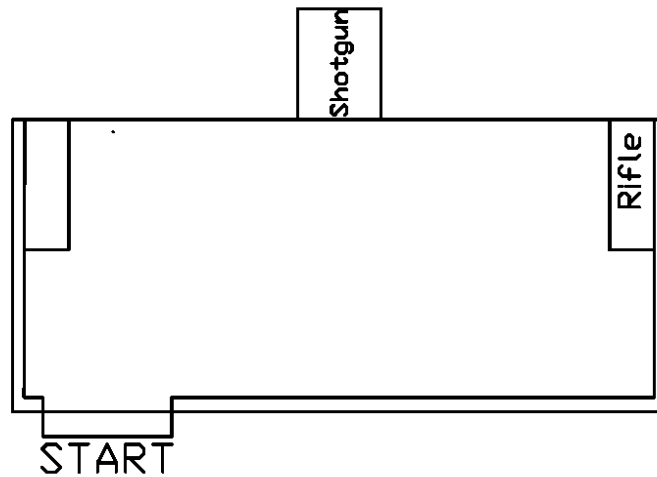
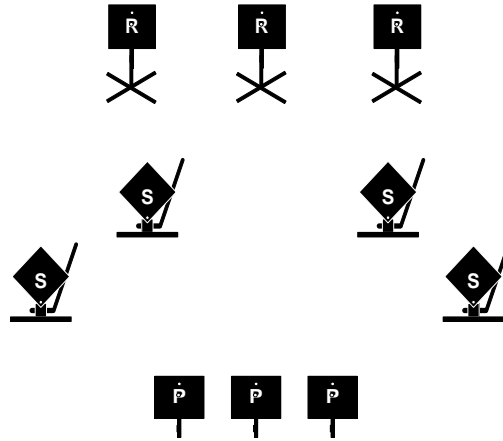
- ❖ Pistols, single tap each diamond target once then double tap each square target once then single tap each diamond target once. Pistols may be holstered or placed back on shelf, shooters choice.
- ❖ Rifle, single tap each diamond target once then double tap each square target once then single tap each diamond target once. Place rifle back in the box, butt does not have to be fully inside box.
- ❖ Shotgun, engage the knockdowns in any order.

Load on Right  
Unload on Left

**Stage #2 LINE SHACK**  
**STAGE SPONSORED BY:**

**CODY KID & BUXOM BOO**  
AKA: RONALD & MARTY LIGON

**FORT KNOX & LADY BANKER**  
AKA: WILLIS & FAYE KNOX



## **Stage #2**

### **LINE SHACK**

Parmalee Sackett and Cap Rountree are riding night herd. Smelling smoke, Parmalee and Cap decide to investigate and find a gang of Mexican banditos brewing up coffee in an abandoned line shack. Parmalee bursts through the door and tells Cap, "Shoot the first one that moves!"

**Ammo:** 10 Pistol, 10 Rifle, 4+ Shotgun.

**BEGIN** standing in Line Shack door, both feet on floor and hands on door frame. Pistols are loaded with 5 rounds each and holstered. The shotgun is staged on center shelf. The rifle, loaded with 10 rounds, staged in the right gun box (butt fully in box).

**LINE:** "Shoot the first one that moves!"

#### **At the Buzzer:**

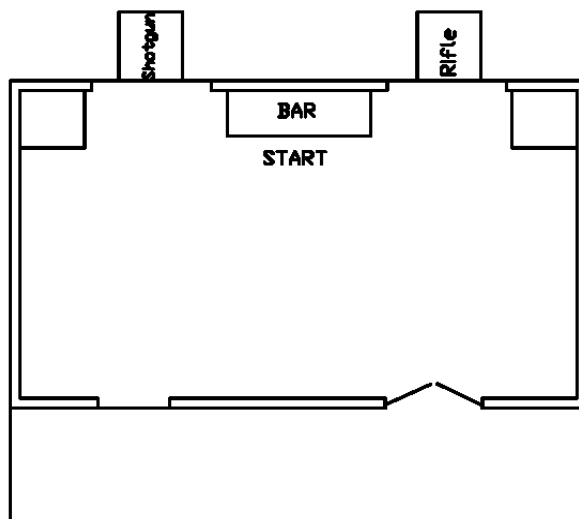
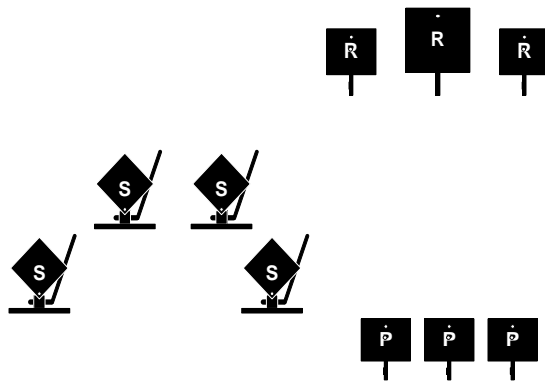
- ❖ Rifle, starting on either end target double tap Nevada sweep the 3 rifle targets. Make rifle safe.
- ❖ Shotgun, engage 2 knockdowns in any order. Make shotgun safe.
- ❖ Pistols, starting on either end target single tap Nevada sweep the 3 pistol targets for 5 rounds. Repeat instructions with remaining 5 rounds.
- ❖ Shotgun, engage remaining knockdowns in any order.

Shotgun knockdowns may be made up at any time.

Load on Left  
Unload on Right

Stage #3 GRAFTON'S  
STAGE SPONSORED BY:

***“HOLE IN THE BAR GANG”***



**Stage #3**  
**GRAFTON'S**

William Tell Sackett stops at Grafton's Saloon after a long search for gold. Just as he is ready to order a drink a man says, "I'm Andre Baston and I'm going to kill you. Tell replies "Glad to meet you Mr. Baston!"

**Ammo:** 10 Pistol, 10 Rifle, 4+ Shotgun.

**BEGIN** standing in center of bar with both hands on the bar and feet between the lines. Pistols are loaded with 5 rounds each and holstered. The shotgun is staged on left window shelf. The rifle, loaded with 10 rounds, staged on right window shelf.

**LINE:** "Glad to meet you Mr. Baston!"

**At the Buzzer:**

- ❖ Gun order is shooters choice but rifle can't be shot last.
- ❖ Pistols, shot from right window, engage the 3 pistol targets starting on either end target, two rounds on P1, six rounds on P2, two rounds on P3 (2-6-2).
- ❖ Rifle, shot from right window, engage the 3 rifle targets starting on either end target two rounds on R1, six rounds on R2, two rounds on R3, (2-6-2). Make rifle safe.
- ❖ Shotgun, shot from left window, engage the knockdowns in any order. Make shotgun safe.

Load on Right  
Unload on Left


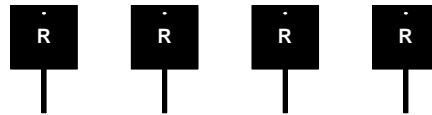
**Stage #4 CEMETERY**  
**STAGE SPONSORED BY:**

**GRADY JONES**

**HAPPY TRAILS**  
**DIVISION OF THE COLLECTION**  
**CONNECTION**

**5624 Franklin Road**  
**Murfreesboro, TN 37128**  
**(615) 890-8204**

**For all your shooting needs – Guns, ammo & leather goods.**



## **Stage #4** **CEMETERY**

Echo Sackett, one of the few females in the Sackett family, and Dorian Chantry got lost riding through the hills when they came upon the old Wartrace Cemetery. The cemetery happens to be the hide out for the notorious Felix Horst gang. Echo grabs her rifle and says to Dorian “Just like a man not asking for directions!”

**Ammo:** 10 Pistol, 10 Rifle, 4+ Shotgun.

**BEGIN** standing in Cemetery entrance with both hands on either post. Pistols loaded with 5 rounds each are holstered. The shotgun is staged on the wheel barrow. The rifle loaded with 10 rounds is staged on either coffin.

**LINE:**           **“Just like a man not asking for directions!”**

### **At the Buzzer:**

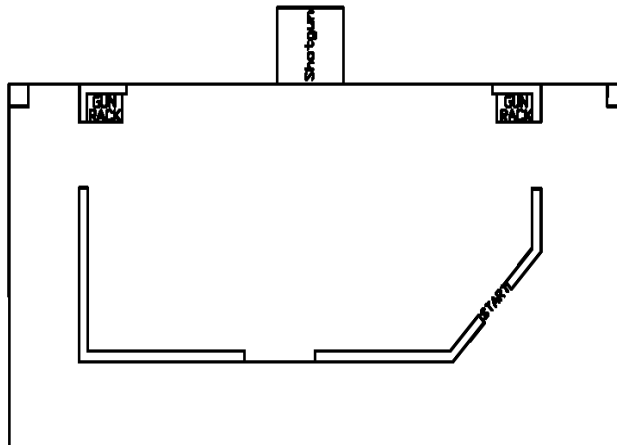
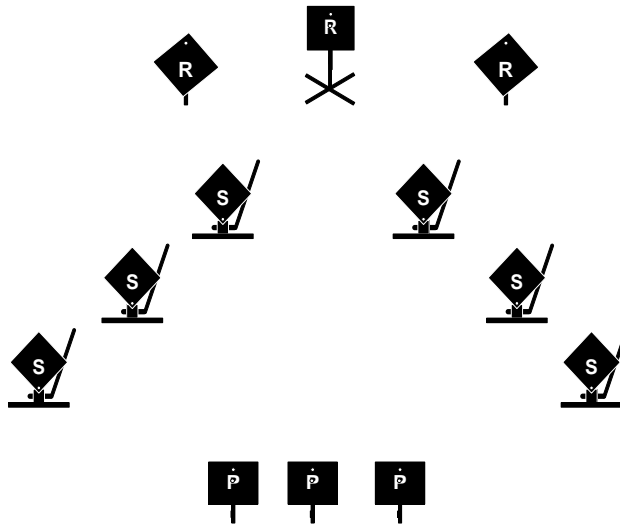
- ❖ Rifle, shot from staged location, double tap the two outside targets then triple tap the two inside targets. Make rifle safe.
- ❖ Shotgun, shot from wheel barrow, engage knockdowns in any order. Make shotgun safe.
- ❖ Pistols, shot from wheel barrow, double tap the two outside targets then triple tap the two inside targets.

Load on Left  
Unload on Right

Stage #5 WELLS FARGO  
STAGE SPONSORED BY:

***LONG CREEK DRY GOODS***  
EBAY HOME OF THE COOLER COWBOY SHIRT

216 Greystone Dr SE  
Calhoun, GA 30701  
[www.longcreekdrygoods.com](http://www.longcreekdrygoods.com)



**Stage #5**  
**WELLS FARGO**

Flagan Sackett is entering the Wells Fargo Bank just as Black Fetchen and Colby Rafin are fleeing out the back with all the money. Flagan gives chase shouting “Leave mine and you can have the rest!”

**Ammo:** 10 Pistol, 10 Rifle, 6+ Shotgun.

**BEGIN** standing in front door with feet on the line facing into the bank. Pistols are loaded with 5 rounds each and holstered. The rifle loaded with 10 rounds is staged in either gun rack. The shotgun is staged on center shelf.

**LINE:**           **“Leave mine and you can have the rest!”**

**At the Buzzer:**

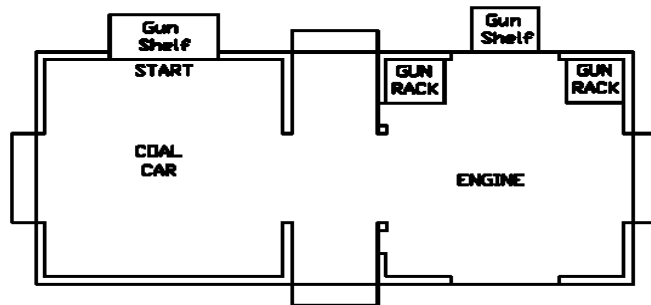
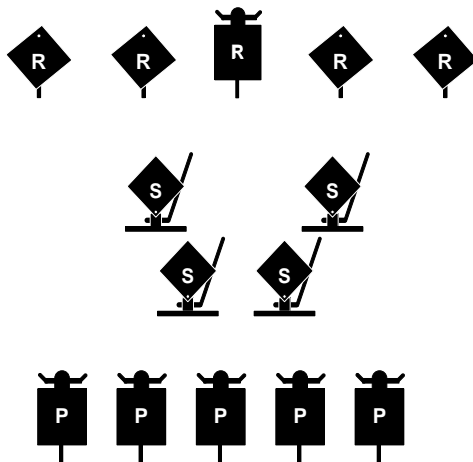
- ❖ Shotgun, engage the knockdowns in any order. Make shotgun safe.
- ❖ Rifle, starting on center target, single tap the center rifle target then double tap each outside rifle target. Repeat instructions with remaining 5 rounds. Make rifle safe.
- ❖ Pistols, starting on center target, single tap the center pistol target then double tap each outside pistol target. Repeat instructions with remaining 5 rounds.

Load on Left  
Unload on Right

**Stage #6 TRAIN**  
**STAGE SPONSORED BY:**



**Billy Solomon**  
**201 East Carroll Street**  
**Tullahoma, TN 37388**  
**(931) 247-4881**  
**[www.tullahomaAutoSales.us](http://www.tullahomaAutoSales.us)**



## **Stage #6**

### **TRAIN**

Orlando Sackett was riding the Wartrace Rail Line when the Kurbishaw brothers burst through the pass in an attempt to stop the train. Orlando shouts “This train isn’t going where you’re headed!”

**Ammo**            10 pistol    10 rifle    4+ shotgun

**BEGIN** standing in coal car with both hands touching hat brim. Both pistols loaded with 5 rounds each are holstered. The rifle loaded with 10 rounds is staged on coal car gun shelf . Shotgun is staged on coal car gun shelf.

**Line:**            “This train isn’t going where you’re headed!”

#### **At The Buzzer**

- ❖ Gun order is shooters choice but rifle can’t be shot last.
- ❖ Shotgun, shot from coal car, engage knockdowns in any order. Make shotgun safe.
- ❖ Rifle, shot from coal car, starting on either end target sweep the 5 rifle targets in one direction then sweep them in the opposite direction. Make rifle safe.
- ❖ Pistols, shot from coal car, starting on either end target sweep the 5 pistol targets in one direction then sweep them in the opposite direction.

Load on Left.

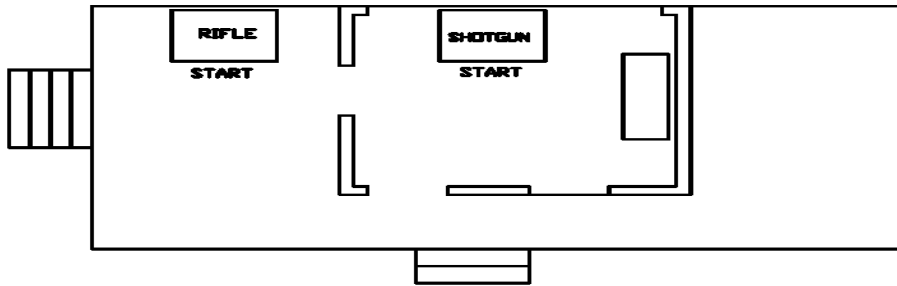
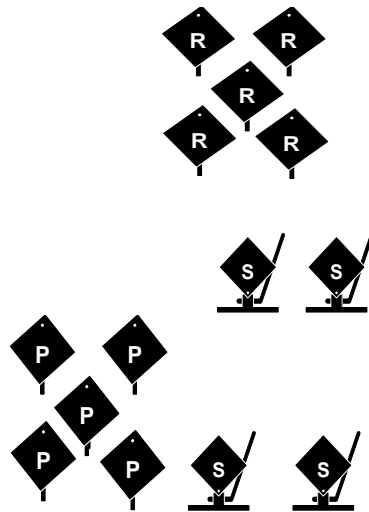
Unload on Right.

**Stage #7 Depot**  
**STAGE SPONSORED BY:**



**22850 Louisville Rd.**  
**Park City, KY 42160**  
**(270) 749-4101**

**[www.rockcastleshootingcenter.com](http://www.rockcastleshootingcenter.com)**



## **Stage #7**

### **Depot**

Orrin Sackett was waiting at the Depot for the arrival of his brother Orlando. A Spanish gentlemen and seniorita depart the train and are immediately jumped by a group of thugs. The young lady turns and pleads for help. Tyrel pulls his guns and tells the seniorita “Glad to help!”

**Ammo**            10 pistol    10 rifle    4+ shotgun

**BEGIN** standing behind table inside or outside Depot, shooters choice, with arms crossed at chest level facing down range. Both pistols loaded with 5 rounds each are holstered. The rifle loaded with 10 rounds is staged on table outside of Depot. The shotgun is staged on table inside Depot.

**Line:**            “Glad to help!”

#### **At The Buzzer**

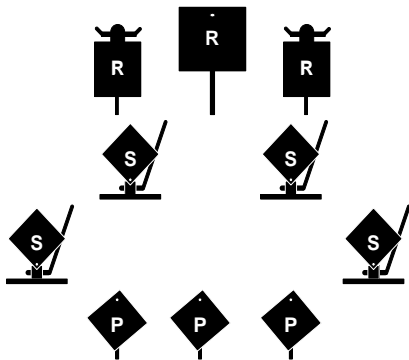
- ❖ Gun order is shooters choice but rifle can’t be shot last.
- ❖ Rifle, shot from outside Depot, single tap each corner target once, double tap the center target then single tap each corner target again. Make rifle safe.
- ❖ Pistols, shot from outside of Depot, single tap each corner target once, double tap the center target then single tap each corner target again.
- ❖ Shotgun, shot from inside Depot, engage the knockdowns in any order. Make shotgun safe.

Load on Right.  
Unload on Left.

**Stage #8 LIVERY STABLE**  
**STAGE SPONSORED BY:**



**25 Mayo Road Covington, Ga. 30014**  
**(678) 787-2350**  
**[www.DashCaliber.com](http://www.DashCaliber.com)**



**Stage #8**  
**LIVERY STABLE**

Galloway Sackett, owner of the Wartrace Livery, was enjoying the view when he notices movement in the bushes. He pulls his pistol and says, “You got two seconds to move!”

**Ammo**            10 pistol    9 rifle    4+ shotgun

**BEGIN** standing behind table with hands behind back. Both pistols loaded with 5 rounds each are holstered. Rifle loaded with 9 rounds is staged on either end barrel (shooters choice). Shotgun is staged on center table.

**Line:**            “You got 2 seconds to move!”

**At The Buzzer**

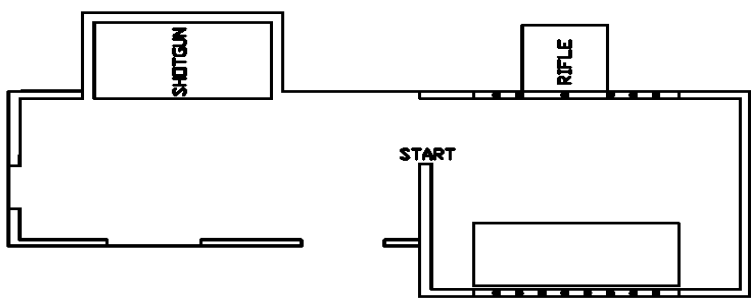
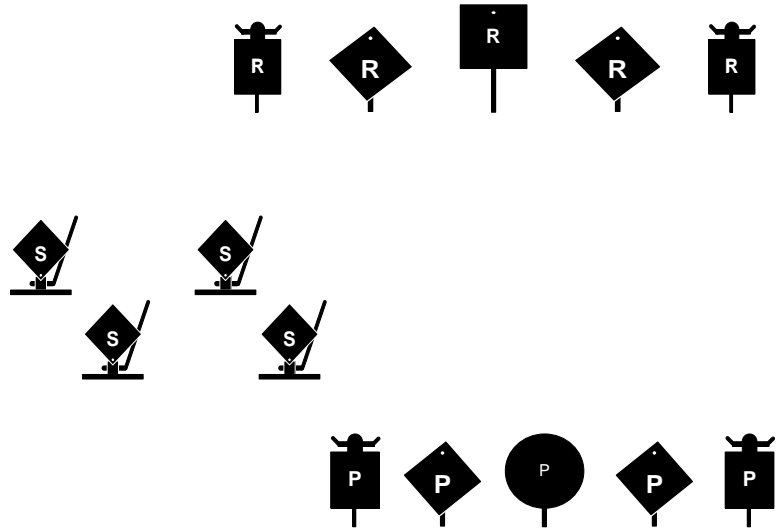
- ❖ Pistols, shot from table, triple tap each pistol target once, engage large square rifle target with 10<sup>th</sup> pistol round.
- ❖ Rifle, shot from staged location, triple tap each rifle target once.  
Make rifle safe.
- ❖ Shotgun, shot from table, engage knockdowns in any order.

Load on Left.  
Unload on Right.

**Stage #9 Jail**  
**STAGE SPONSORED BY:**



**1300 West Henry**  
**Sedalia, MO 65301**  
**(800) 280-6660 : (660) 827-6640**  
[www.StarlineBrass.com](http://www.StarlineBrass.com)



## **Stage #9**

### **Jail**

Tyrel Sackett rode to Sonora looking for cattle and land. Sonora is in turmoil as Jonathan Pritts has murdered the sheriff and terrorized the small ranchers. Tyrel captures Pritts' hired gun, Chico Cruz, and holds him in the jail until the judge arrives. Bullets fly through the cell window and Tyrell gets nicked by a ricochet. Tyrel mumbles "I ain't got time to bleed."

**Ammo**            10 pistol    10 rifle    4+ shotgun

**BEGIN** standing in door facing down range with back touching door frame. Rifle loaded with 10 rounds is staged on gun shelf in cell. Shotgun is staged on the table outside cell. Both pistols loaded with 5 rounds each are holstered.

**Line:**            **"I ain't got time to bleed."**

#### **At The Buzzer**

- ❖ Gun order is shooters choice but rifle can't be shot last.
- ❖ Pistols, shot from cell, double tap the 2 outside targets, single tap the center target, double tap the 2 inside targets, single tap the center target. Muzzle of pistols must be beyond bars.
- ❖ Rifle, shot from cell, double tap the 2 outside targets, single tap the center target, double tap the 2 inside targets, single tap the center target. Make rifle safe.
- ❖ Shotgun, shot from table, engage the 4 knockdowns in any order.

Load on Left.

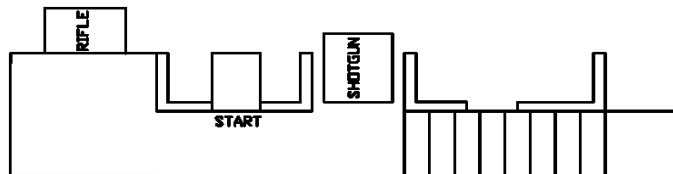


Unload on Right.

Stage #10 FORT  
STAGE SPONSORED BY:

# MOSENBELLA

CUSTOM EMBROIDERY FOR YOUR COWBOY  
ATTIRE

4250 St. Rt. 849 West  
Melber, KY 42069  
Phone: 270-816-2119  
E-mail: bella@mosenbella.com



## **Stage #10**

### **FORT**

Logan Sackett is standing at the paymaster window collecting pay for scout duties. Jerkline Miller walks up and makes a comment about Logan's homespun clothes and felt flop hat. Logan says to Jerkline "Maybe you'll like my guns!"

**Ammo**            10 pistol    10 rifle    6+ shotgun

**BEGIN** standing in fort window hands on shelf. Rifle loaded with 10 rounds is staged on platform shelf. Shotgun is staged on table in door. Both pistols loaded with 5 rounds are holstered.

**Line:**            "Maybe you'll like my guns!"

#### **At The Buzzer**

- ❖ Pistols, shot from window, starting on either end target single tap P1, double tap P2, quad tap P3, double tap P4, single tap P5 (1-2-4-2-1).
- ❖ Rifle, shot from platform, starting on either end target single tap R1, double tap R2, quad tap R3, double tap R4, single tap R5 (1-2-4-2-1).  
Make rifle safe.
- ❖ Shotgun, shot from door, engage the 6 knockdowns in any order.  
Make shotgun safe..

Load on Right.  
Unload on Left.